

# Lexium MDrive®

## LMD•A57 CANopen

### Product overview

Robust Lexium MDrive® CANopen products integrate 1.8° 2-phase stepper motors with I/O, motion controller, drive electronics, and encoder delivering hMT closed loop performance.

hMT closed loop performance is available in products with either a multi-turn absolute encoder or incremental magnetic encoder. Closed loop performance maintains functional motor control to prevent loss of synchronization, offers variable current control, torque control, and use of the motor's full torque range without derating.


Multi-turn absolute encoders may benefit users by detecting and storing position information, even when powered down. This can eliminate homing routines and reduce setup time at system startup.

CANopen products support CiA 301 and 402 Device Profile for Drives and Motion Control. Direct configuration via either an included GUI or Layer Setting Services (LSS) simplifies interface to CANopen networks.

### Application areas

Especially well suited for industrial applications, products include an IP65 rated version with circular M12 connectors. A high torque motor (LMH•57) is also available, increasing torque up to 50%.

Lexium MDrive products can reduce machine complexity, size and cost in many stepper and servo motor applications. Their high degree of integration can increase system reliability by reducing the number of individual components, eliminating multiple potential failure points.



LMD•A57 Lexium MDrive CANopen products: integrated NEMA23 motor and controls, IP65 & IP20-rated

### Features overview

General	NEMA23 1.8° 2-phase stepper motor integrated with robust control electronics, including programmable motion controller Advanced current control for exceptional performance and smoothness
Input power	+12 to +60 VDC single supply
Communication	CANopen CAN Bus 2.0b Active CiA 301 CANopen application layer and communication profile CiA 402 CANopen device profile for drives and motion control Graphical user interface provided for quick and easy commissioning
Encoder options	Multi-turn absolute or incremental magnetic
Motion	20 microstep resolutions up to 51,200 steps per rev including: Degrees, Metric, Arc Minutes 336 user program labels / 11,120 bytes flash memory 0 to 2.56 MHz step clock rate selectable in 0.59 Hz increments
I/O, sourcing or sinking	+5 to +24 VDC signal inputs 12-bit analog input (1) 100mA power outputs 5.5mA high-speed signal output
Protection	Temperature warning IP20, IP65 ratings
Warranty	4 year, conditional

(1) Not available on products with multi-turn absolute encoder.

# Lexium MDrive

## LMD•A57 CANopen

### Specifications

Communication	Protocol type		CANopen CiA 301, CiA 402, CAN bus 2.0B active
	Baud rate		10 ... 1000 kbps
	ID		11 and/or 29 bit
	Isolation		galvanic
	Features		node guarding, heartbeat, SDOs, PDOs (variable mapping)
Input power	Voltage	VDC	+12 ... +60
	Current maximum (1)	Amp	3.5
Motor	Frame size	NEMA	23
		inches	2.3
		mm	57
	Performance level		standard torque or premium high torque
	Holding torque	oz-in	103...416
		N-cm	73 ... 294
	Length	stack sizes	1, 2 & 3
Thermal	Operating temp non-condensing	Heat sink maximum	85°C
		Motor maximum	100°C
Protection	Type	Temperature warning	0...84°C, user selectable
		IP rating	IP20, IP65
		Earth grounding	via product chassis ground lug
I/O sourcing or sinking	One analog input (2)	Resolution	12 bit
		Voltage range	0 ... +5 VDC, 0 ... +10 VDC, 0 ... 20 mA, 4 ... 20 mA
	Four signal inputs	Voltage range	+5 ... +24 VDC, TTL level compatible
		Protection	over temp, short circuit, transient, over voltage, inductive clamp
	Two power outputs (3)	Current rating	-100 ... +100 mA
		Voltage range	-24 ... +24 VDC
	One high-speed signal output	Current open collector/emitter	5.5 mA
		Voltage open collector	+60 VDC
		Voltage open emitter	+7 VDC
Aux. logic input	Voltage range (4)		+12 ... +24 VDC
Encoder options	Multi-turn absolute	Position update / retention	up to 30 days on internal power; 5 years with optional battery pack
	Incremental magnetic	Line count	1000 lines / 4000 edges per rev
Motion	Microstep resolution	Number of settings	20
		Steps per revolution	200, 400, 800, 1000, 1600, 2000, 3200, 5000, 6400, 10000, 12800, 20000, 25000, 25600, 40000, 50000, 51200, 36000 (0.01 deg/μstep), 21600 (1 arc minute/μstep), 25400 (0.001mm/μstep)
	Counters	Type	position, encoder / 32 bit
		Edge rate maximum	5 MHz
	Velocity	Range	+/- 2,560,000
		Resolution	0.5961 steps per second
	Accel/Decel	Range	1.1 x 10 <sup>9</sup> steps per second <sup>2</sup>
		Resolution	90.9 steps per second <sup>2</sup>
Software	Setup parameters		storable to nonvolatile memory
	Transmit PDOs		4 dynamically mappable
	Receive PDOs		4 dynamically mappable
	Manufacturer specific objects		I/O configuration, run/hold current
	Modes of operation (5)		profile position, homing mode, profile velocity, profile torque, cyclic synch position
	Input functions		general purpose, homing mode profiles
	Output functions		general purpose

(1) Actual power supply current will depend on voltage and load.

(2) Not available on products with multi-turn absolute encoder.

(3) Products with multi-turn absolute encoder have one power output.

(4) When input voltage is removed, maintains power only to control and feedback circuits.

(5) Profile torque is only available on products with an encoder.

An optional Communication Converter is recommended to facilitate prototyping.



See User Manual for complete details: [motion.schneider-electric.com/manuals](https://motion.schneider-electric.com/manuals)

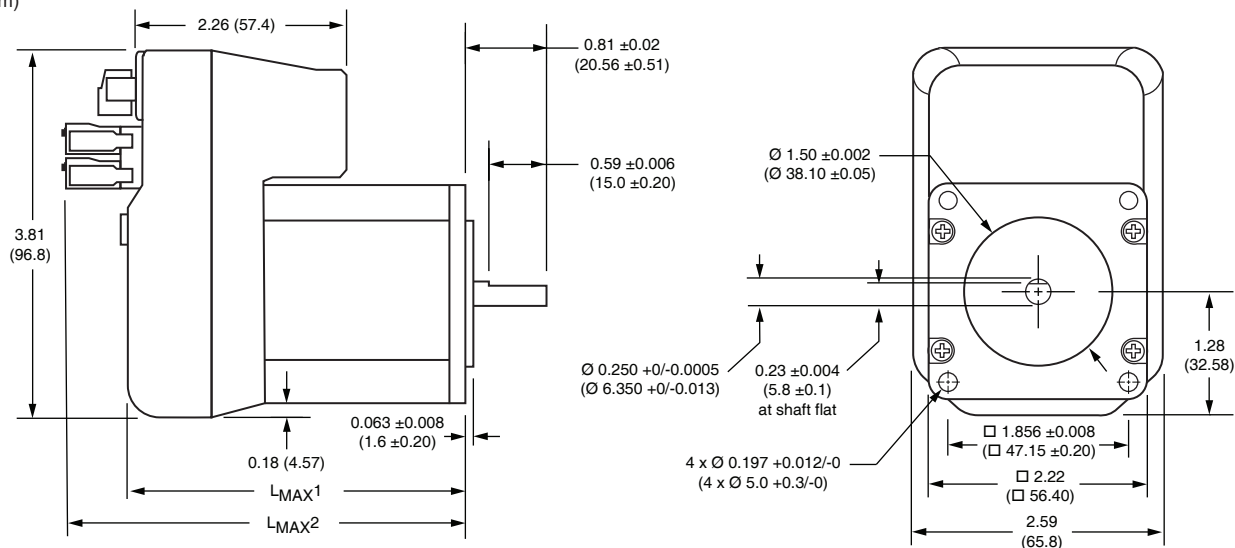
# Lexium MDrive

## LMD•A57 CANopen

### Dimensions

#### LM•57 NEMA23 motor, IP20-rated

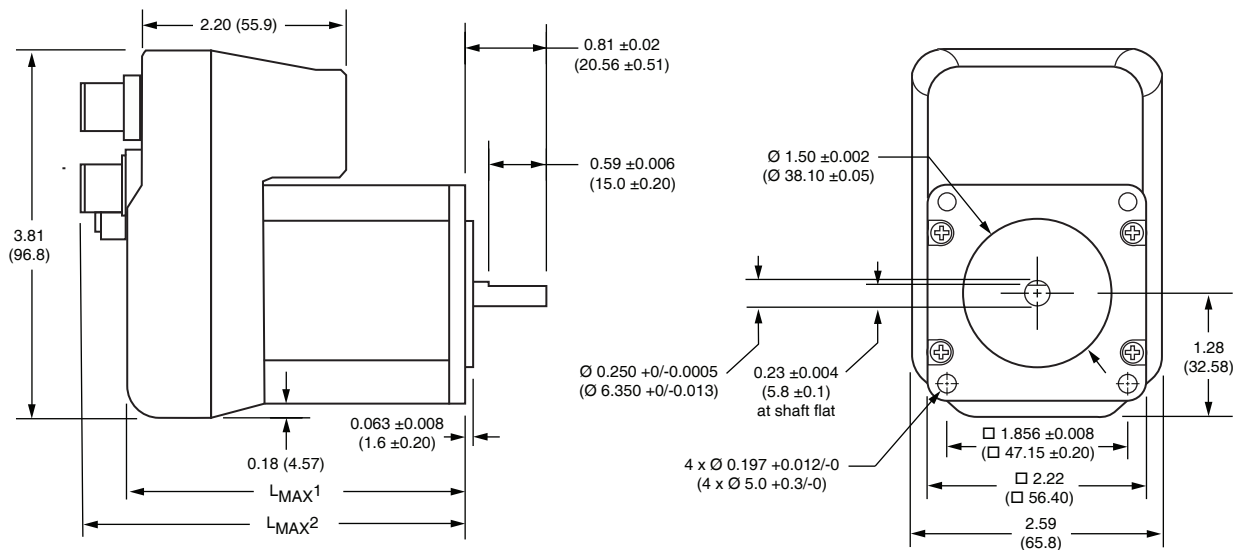
inches (mm)



Motor stack length	Lmax1		Lmax2	
	Standard - LMD	High torque - LMH	Standard - LMD	High torque - LMH
Single	3.17 (80.5)	3.32 (84.3)	3.91 (99.3)	4.01 (101.8)
Double	3.52 (89.4)	3.73 (94.8)	4.26 (108.2)	4.36 (110.7)
Triple	4.38 (111.3)	4.60 (116.8)	5.13 (130.3)	5.23 (133.0)

#### LM•57•C NEMA23 motor, IP65-rated

inches (mm)



Motor stack length	Lmax1		Lmax2	
	Standard - LMD	High torque - LMH	Standard - LMD	High torque - LMH
Single	3.22 (81.8)	3.32 (84.3)	3.91 (99.3)	4.01 (101.8)
Double	3.63 (92.3)	3.73 (94.8)	4.26 (108.2)	4.36 (110.7)
Triple	4.50 (114.3)	4.60 (116.8)	5.13 (130.3)	5.23 (133.0)

# Lexium MDrive

## LMD•A57 CANopen

### IP20-rated products

#### LEDs

two signal indicators

**Chassis ground**  
one #6-32 screw

#### Connectors

**P1: Power**  
2-pin screw lock

**P2: I/O & multifunction**  
2 keyed 7-pin spring lock

**P3: Communication**  
DB9 male



### IP65-rated products

#### LEDs

two signal indicators


**Chassis ground**  
one #6-32 screw

#### Connectors

**P1: Power**  
M12 4-pin male

**P3: Communication**  
M12 5-pin male

**P2: I/O & multifunction**  
M12 12-pin male



MD-CC501-000



MD-CC502-000



PLG-M12TP

MD-CS660-000



MD-CS610-000



MD-CS611-000



MD-CS621-000



MD-CS620-000



MD-CS650-000



ICP0531

### Part numbers

example part number	L	M	D	C	A	5	7	1	C
Product LMD = Lexium MDrive with standard hybrid stepper motor LMH = Lexium MDrive with high torque stepper motor	L	M	D	C	A	5	7	1	C
Control type C = Closed loop / with hMT and incremental magnetic encoder (1) A = Closed loop / with hMT and multi-turn absolute encoder (1) O = Open loop / no hMT or encoder	L	M	D	C	A	5	7	1	C
Communication type A = CANopen interface	L	M	D	C	A	5	7	1	C
Flange size 57 = NEMA 23 2.3" / 57mm	L	M	D	C	A	5	7	1	C
Motor length 1 = single stack 2 = double stack 3 = triple stack	L	M	D	C	A	5	7	1	C
Variation — omit from part number if unwanted C = M12 circular connectors and IP65 rating	L	M	D	C	A	5	7	1	C

(1) Closed loop control delivers encoder feedback and hMT enhanced motor performance.

### Accessories

description	length feet (m)	part number
-------------	--------------------	-------------

#### Communication Converter

USB-pluggable CANopen converter to set/program communication parameters in 32- or 64-bit. Includes: CAN dongle, terminating resistor, and pre-wired mating cables

Mates to DB9 connector	6.0 (1.8)	MD-CC501-000
Mates to M12 5-pin female connector	6.0 (1.8)	MD-CC502-000

#### Daisy Chaining Products (IP65)

Connect multiple CAN units together in sequence with Y cable. Termination plug, sold separately, is required at end of run

Y cable mates to M12 communication connector	0.3 (1.0)	MD-CS660-000
M12 bus termination (resistor) plug	—	PLG-M12TP

#### Straight Configuration Cordsets (IP65)

Shielded cables pre-wired with straight M12 mating connectors

I/O cordset mates to 12-pin male connector	10.0 (3.0)	MD-CS610-000
Power cordset mates to 4-pin male connector	10.0 (3.0)	MD-CS620-000
Communication cordset mates to 5-pin male connector	10.0 (3.0)	MD-CS650-000

#### Right Angle Configuration Cordsets (IP65)

Shielded cables pre-wired with right angled M12 mating connectors

I/O cordset mates to 12-pin male connector	10.0 (3.0)	MD-CS611-000
Power cordset mates to 4-pin male connector	10.0 (3.0)	MD-CS621-000

#### Back-up Battery Pack for Absolute Encoder Models

Extend stored position data up to 5-years for 1 to 6 LMDs with absolute encoder

Battery pack, DIN-rail mount. Uses 3 AA batteries, not provided	—	ICP0531
LMD mating cable(s) with crimp connector to flying lead end	3.3 (1.0)	PD02-0531-FL1
PLC mating cable with crimp connector to flying lead end	3.3 (1.0)	PD04-0531-FL1

#### Replacement Mating Connector Kit (IP20)

Kits for pluggable products

Includes one 2-pin power mate, and one set (2 pieces) 7-pin multi-function mates	—	CK-15
--	---	-------

#### Cable Accessory Kit (IP65)

Kits for M12 products

Includes two M12 screw plugs and one sealing cap	—	CK-16
--	---	-------

# Lexium MDrive

## LMD•A57 CANopen

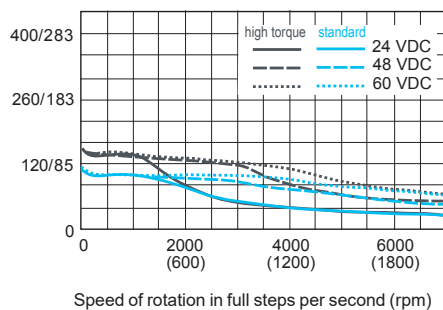
### Motor performance

LMD•57 standard torque NEMA 23 motor specifications	Motor	Stack length	Single	Double	Triple
	Holding torque	oz-in	103	159	242
		N-cm	73	112	171
	Detent torque	oz-in	3.9	5.6	9.7
		N-cm	2.7	3.9	6.9
	Rotor inertia	oz-in-sec <sup>2</sup>	0.0025	0.0037	0.0065
		kg-cm <sup>2</sup>	0.18	0.26	0.46
	Radial load limit, center of shaft	lbs	15	15	15
		kg	6.8	6.8	6.8
	Axial load limit @ 1500rpm (5000 full steps/sec)	lbs	20	20	20
		kg	9	9	9
LMH•57 high torque NEMA 23 motor specifications	Weight (motor+driver)	oz	26.4	31.2	44.0
		g	748	885	1247
	Motor	Stack length	Single	Double	Triple
	Holding torque	oz-in	152	264	416
		N-cm	107	186	294
	Detent torque	oz-in	8.5	14.2	21.2
		N-cm	6.0	10	15
	Rotor inertia	oz-in-sec <sup>2</sup>	0.0019	0.0030	0.0065
		kg-cm <sup>2</sup>	0.14	0.22	0.46
	Radial load limit, center of shaft	lbs	15	15	15
		kg	6.8	6.8	6.8
	Axial load limit @ 1500rpm (5000 full steps/sec)	lbs	20	20	20
		kg	9	9	9
	Weight (motor+driver)	oz	26.4	31.2	44.0
		g	748	885	1247

### LM•57 NEMA 23 speed torque (1)

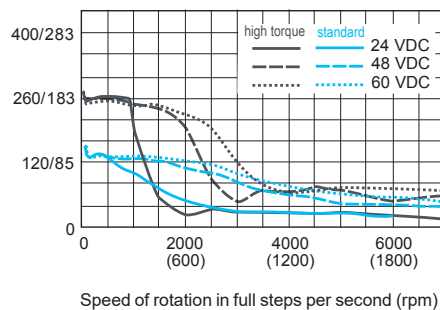
#### Single stack length

Torque in  
Oz-In / N-cm



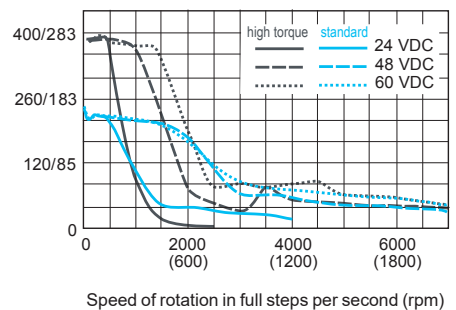
#### Double stack length

Torque in  
Oz-In / N-cm



#### Triple stack length

Torque in  
Oz-In / N-cm



(1) Test conditions: 100% current with damper simulating load.

Schneider Electric Motion USA  
370 North Main Street  
Marlborough, CT 06447  
Phone: (860) 295-6102  
Fax: (860) 295-6107  
motion.schneider-electric.com  
Publication: SEM-DS-LMDA-57R:B

Schneider Electric Motion

**Schneider**  
Electric